
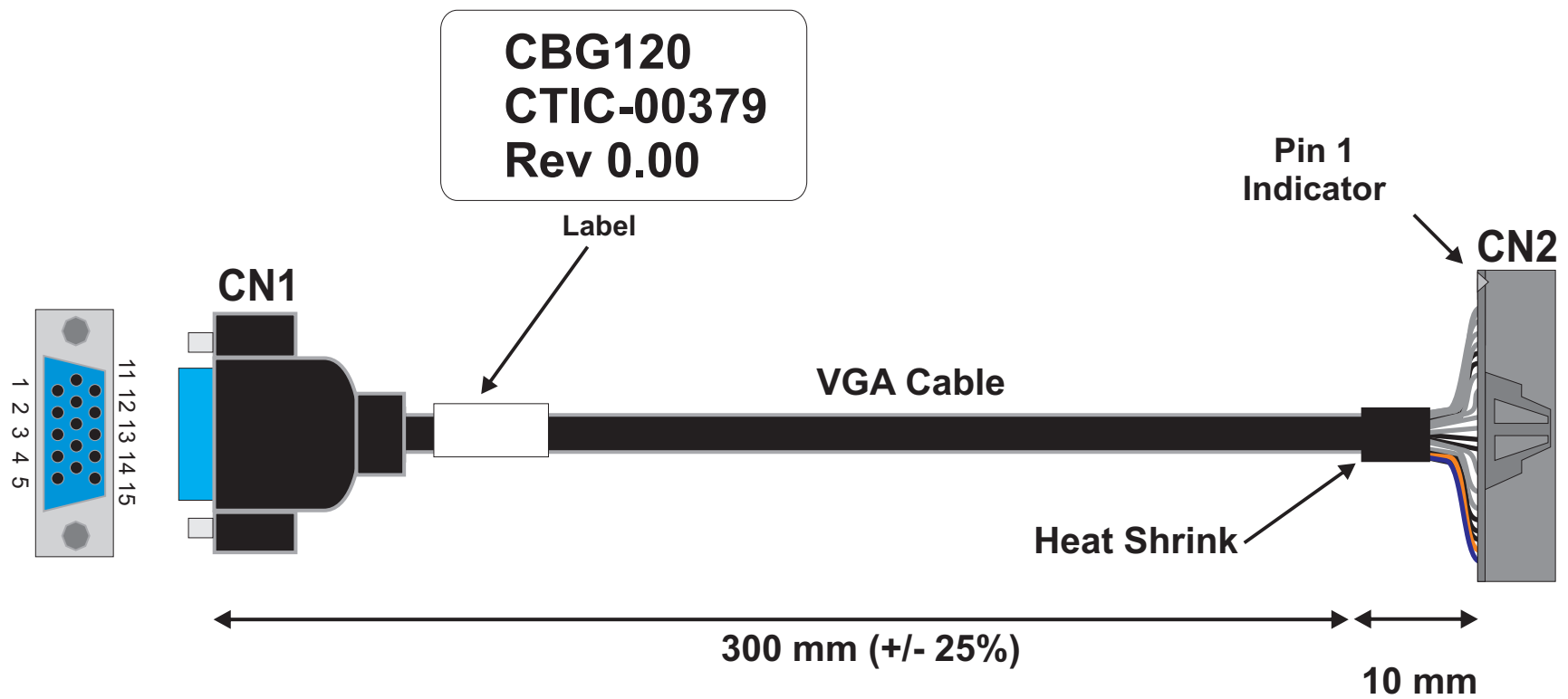


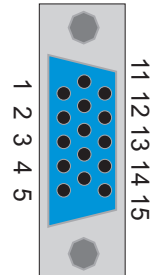
REVISIONS				
ECN	REV.	DESCRIPTION	DATE	APPROVED
	0.00	Initial	2013-07-22	
	0.00b	Updated Template	2017-08-14	



**FCI  
MiniTek 10-pin  
Active Latch Housing  
10073599-010LF  
crimps: 77138**



**VGA - HD-15 Female  
Panel Mount Connector  
with moulding/cover  
and hex nut screws**



**Pinout**

CN1 VGA (HD-15)	Signal	CN2 10 Pin Header
1	RED	1
2	GREEN	3
3	BLUE	5
4	NC	-
5	GND	10
6	GND	2
7	GND	2
8	GND	2
9	NC	-
10	GND	10
11	NC	-
12	DDC DATA	8
13	HSync	7
14	VSynC	9
15	DDC CLK	6

**Material Notes**

- Cable must be made from **RoHS** compliant components
- Wires must be 26-30 AWG
- Hex nut screws on CN1 must be installed

ASSEMBLY & TEST PROCEDURE:

UNLESS OTHERWISE SPECIFIED:  
DIMENSIONS ARE IN METRIC (MM)

THIS DRAWING AND SPECIFICATION SHOWN IS  
CONFIDENTIAL AND IS THE PROPERTY OF CONNECT  
TECH INCORPORATED. IT IS NOT TO BE REPRODUCED  
OR COPIED OR USED AS A BASIS TO MANUFACTURE  
ANYTHING SHOWN WITHOUT PRIOR WRITTEN  
PERMISSION OF CONNECT TECH INCORPORATED. ALL  
RIGHTS TO DESIGN OR INVENTION ARE RESERVED.

DRAWN <b>PD</b>	DATE 2017-08-14
CHECKED	DATE
ENG APPR.	DATE
MFG APPR.	DATE
Q.A.	DATE

**Connect Tech Inc.**  
Embedded Computing Experts  
42 ARROW ROAD, GUELPH, ON, CANADA, N1K 1S6

TITLE  
**10-Pin Minitek to VGA Cable**

**NOT DRAWN TO SCALE**

PART NO.  
**CBG120**

DOCUMENT NO.  
**CTIC-00379**

REV  
**0.00b**