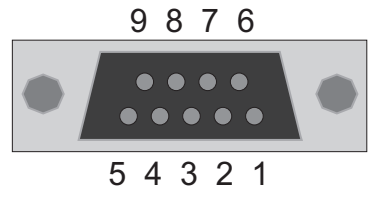

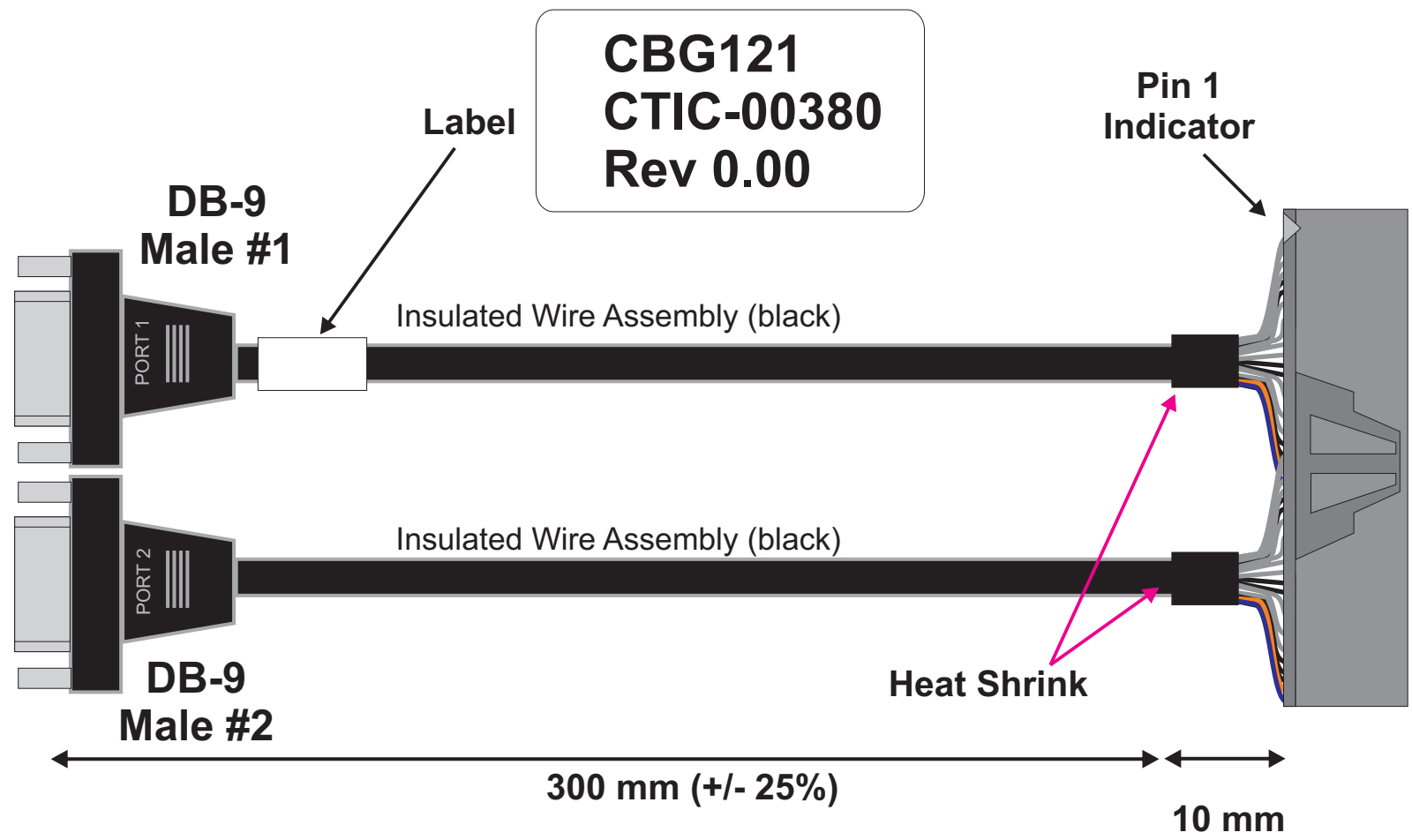


REVISIONS				
ECN	REV.	DESCRIPTION	DATE	APPROVED
	0.00	Initial	2013-07-22	
	0.00b	Updated Template	2017-08-14	



Dual DB-9 Male Panel Mount Connectors with mouldings/covers and hex nut screws



FCI MiniTek 20-pin Active Latch Housing 10073599-020LF crimps: 77138

Pinout Information

DB9 #1	20-pin
1	1
6	2
2	3
7	4
3	5
8	6
4	7
9	8
5	9
	10
DB9 #2	
1	11
6	12
2	13
7	14
3	15
8	16
4	17
9	18
5	19
	20

Material Notes

- Cable must be made from **RoHS** compliant components
- Wires must be 26-30 AWG
- Hex nut screws on DB-9 connectors must be installed

ASSEMBLY & TEST PROCEDURE:
 UNLESS OTHERWISE SPECIFIED: DIMENSIONS ARE IN METRIC (MM)
 THIS DRAWING AND SPECIFICATION SHOWN IS CONFIDENTIAL AND IS THE PROPERTY OF CONNECT TECH INCORPORATED. IT IS NOT TO BE REPRODUCED OR COPIED OR USED AS A BASIS TO MANUFACTURE ANYTHING SHOWN WITHOUT PRIOR WRITTEN PERMISSION OF CONNECT TECH INCORPORATED. ALL RIGHTS TO DESIGN OR INVENTION ARE RESERVED.

DRAWN PD	DATE 2017-08-14
CHECKED	DATE
ENG APPR.	DATE
MFG APPR.	DATE
Q.A.	DATE

Connect Tech Inc.
 Embedded Computing Experts
 42 ARROW ROAD, GUELPH, ON, CANADA, N1K 1S6

TITLE
20-Pin Minitex to 2x DB9M

NOT DRAWN TO SCALE

PART NO. CBG121	REV 0.00b
DOCUMENT NO. CTIC-00380	